

California Department of Public Health Oral Health Program



Local Oral Health Program Grants: Getting Started

February 13, 2018

10:30 am – 12:00 pm PST

Presenters

Jay Kumar

State Dental Director

Rosanna Jackson

Chief, Community and Statewide Interventions Section

Brendan Darsie

Research Scientist II

Ravi Dasu

Research Scientist III

Kimberly Steele

Chief, Administration Unit



Agenda

Objectives: To understand Year 1 deliverables, available resources for conducting a needs assessment, and the role of UCSF Technical Assistance Center, reporting and invoice requirements.

Agenda:

- General Information
- California Oral Health Plan
- Grant Deliverables
 - Role of UCSF Technical Assistance Center
 - Resources
- Reporting Requirements
- Educational Materials
- Budgets
- Next Steps

General Information

During Webinar:

- Please use the Chat Box to submit questions and comments.
- Lines will be unmuted for questions at the end of the webinar as time permits.

After Webinar:

- Submit questions to DentalDirector@cdph.ca.gov
- A copy of the presentation and Q&As will be emailed.





Local Oral Health Program Grants: Getting Started



Grant Deliverables/Objectives

1. Build capacity and engage community stakeholders
2. Conduct Needs Assessment
3. Identify assets and resources
4. Community Health Improvement Plan (CHIP)
5. Evaluation Plan

Build Capacity and Engage Community Stakeholders

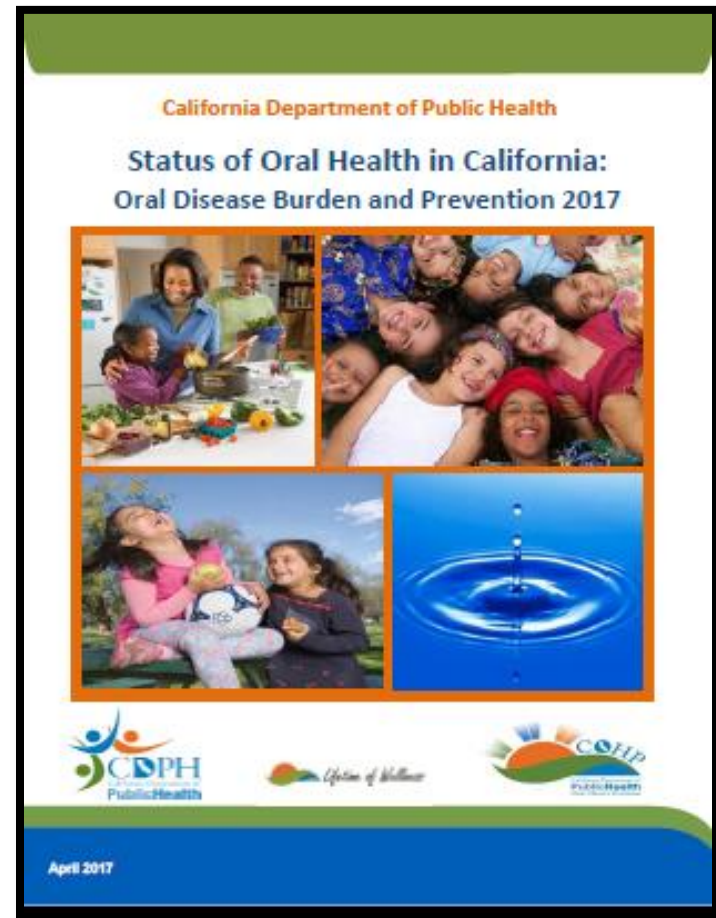
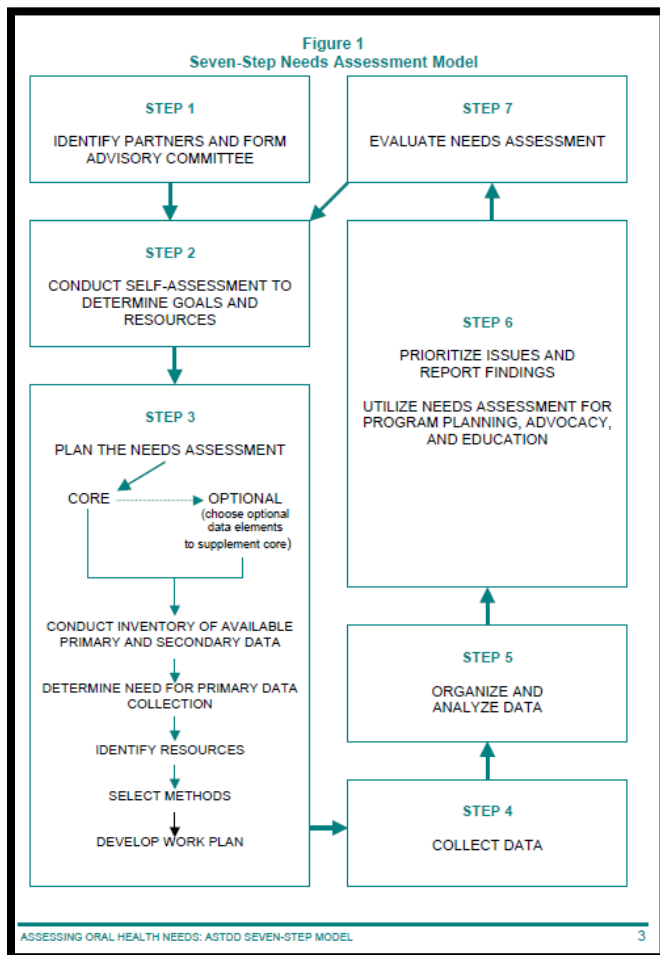
- Oral Health Program Coordinator position
- Committee/Task Force/Workgroup
- Convene and schedule meetings
- Identify overarching goal(s)/vision/guiding principles
- Establish communication methods
- Build a partnership/coalition/network



“Alone we can do so little;
together we can do so much.” —
Helen Keller

Conduct Needs Assessment

Resource: [ASTDD 7 Step Model](#)

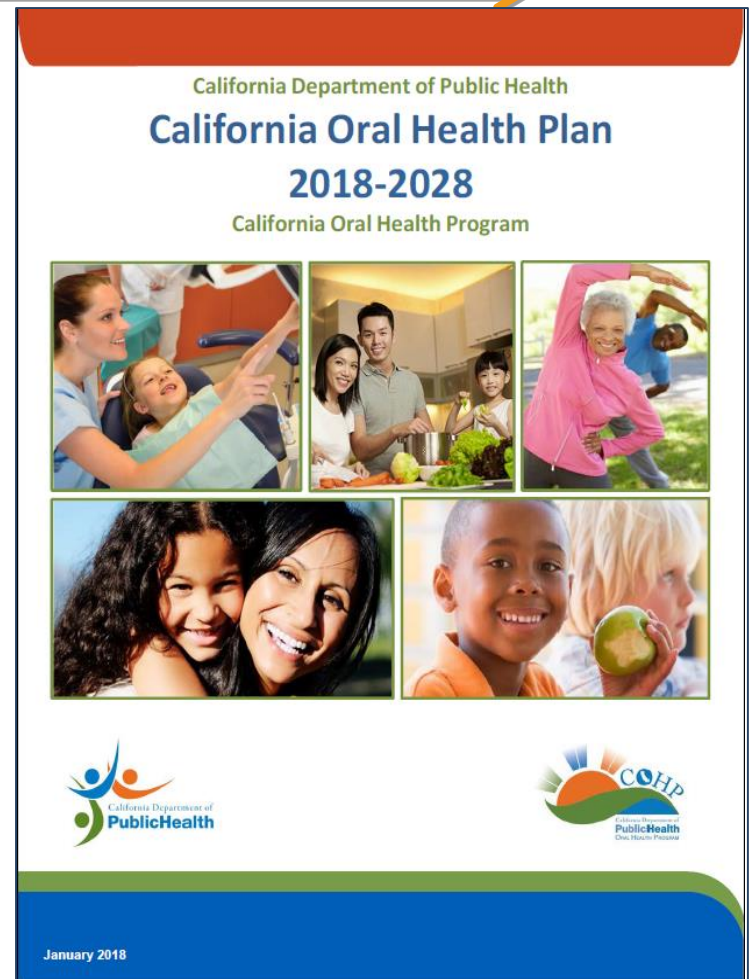


Identifying Community Assets and Resources

The screenshot shows the 'COMMUNITY TOOL BOX' website. At the top, there is a search bar with the text 'Enter your search...', a language dropdown set to 'English', and a 'Donate' button. Below the header is a navigation menu with five categories: 'LEARN A SKILL' (how-to information), 'HELP TAKING ACTION' (guidance for your work), 'CONNECT' (link with others), 'ABOUT' (the tool box), and 'SERVICES' (supporting collective impact). The breadcrumb trail reads: 'Home » Table of Contents » Community Assessment » Chapter 3. Assessing Community Needs and Resources » Section 1. Developing a Plan for Assessing Local Needs and Resources » Main Section'. The main heading is 'Chapter 3' with a link to '← Table of Contents'. A horizontal list of numbers from 1 to 46 is shown, with numbers 1 through 26 highlighted in green. Below this is the section title 'Section 1. Developing a Plan for Assessing Local Needs and Resources'. Underneath, there are tabs for 'CHAPTER 3 SECTIONS': 'Main Section' (selected), 'Checklist', 'Examples', and 'PowerPoint'. The 'Main Section' tab is active, showing a sub-section 'Section 1. Developing a Plan for Assessing Local Needs and Resources' and a description: 'Learn how to develop a plan for community assessment to guide efforts to better understand community needs and resources.'

Community Health Improvement Plan (CHIP)

- Executive Summary
- Introduction
- Background (Key Facts)
- Vision and Guiding Principles
- Overarching Goals
- Five-Year SMART Objectives
- Formulation and Implementation of a plan of action to achieve the objectives
 - Strategies and Activities/Action Steps
- Priorities for action



Resources

- The OHP has developed a collection of Resources for Local Health Jurisdictions:
 - OHP Webpage
 - Resources List and Links
 - Data Sources
 - Educational Materials
 - University of California, San Francisco (UCSF) Technical Assistance Center



UCSF Technical Assistance

- Improve the quality and capacity of LHJ
- Achieve competency to perform essential public health services
- Increase school-based or school-linked preventive dental services
- Provide guidance to dental professionals on tobacco cessation
- Increase access to community water fluoridation

Resources List and Links

Examples of helpful and recommended resources for Planning include:

- Assessing Oral Health Needs: ASTDD Seven-Step Model
<http://www.astdd.org/oral-health-assessment-7-step-model/>
- Proven and Promising Best Practices for State and Community Oral Health Programs
<http://www.astdd.org/best-practices/>
- The Community Tool Box
<http://ctb.ku.edu/en/>

Resources List and Links

Examples of helpful and recommended resources for implementation include:

- The Guide to Community Prevention Services
 - *School-based/linked programs*
 - *Community Water Fluoridation*

<https://www.thecommunityguide.org/topic/oral-health>
- Children's Dental Health Project (CDHP)
<https://www.cdhp.org>
- USPSTF - Dental Caries in Children from Birth through Age 5 Years: Screening
<https://www.uspreventiveservicestaskforce.org>

Data Sources

Data resource list for county-level oral health data

- Links to oral health data/statistics
- Descriptions of data sources
- List of oral health indicators that are addressed using these data sources



Educational Materials

- [ADA Mouth Healthy](#)
- [MCH Oral Health Resource](#)
- [Head Start - ECLKC](#)
- [InsureKids.Gov](#)
- [Brush, Book, Bed Resources](#)
- [Scholastic](#)
- [America's ToothFairy: National Children's Oral Health Foundation](#)
- [Tooth Wisdom: Get Smart About Your Mouth](#)

Reporting Requirements

- Progress Report template for grant deliverables
- Data Form for grant deliverables (7-15)



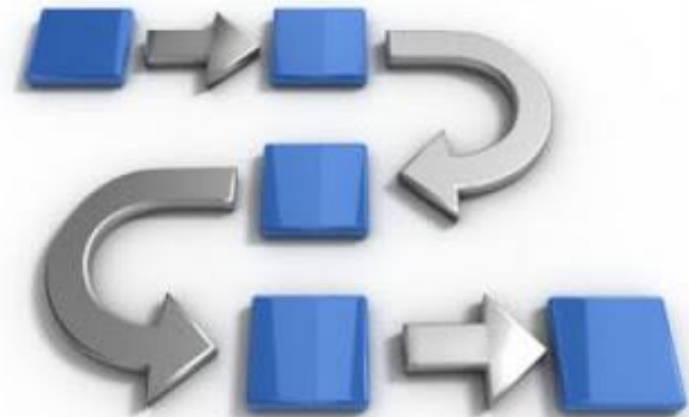
Budgets

- Invoicing
- Carry-over
- Annual Revision



Next Steps

- Needs Assessment Survey for TA
- Upcoming Convenings
- Other State Initiatives
- Future Webinars
- Communications



QUESTIONS?

- Any questions asked after the webinars can be submitted to DentalDirector@cdph.ca.gov by **February 23, 2018**. We are collecting all questions, and a summary will be shared.



