

Oral Health Summit School Dental Program

PAULA LEE, RDHAP, MPH

DENTAL HYGIENIST CONSULTANT

JUNE 21, 2023

California Department of Public Health
Center for Healthy Communities
Office of Oral Health



Disclaimer:

The findings and conclusions in this presentation are those of the authors and do not necessarily represent the views or opinions of the California Department of Public Health or the California Health & Human Services Agency.



Situation

- ▶ Children's Dental Disease Prevention Program, Health and Safety Code 104770. (1996)
- ▶ Kindergarten Oral Health Assessment, AB 1433 (2007)

Background

- ▶ Profound disparities in oral health outcomes and underutilization of preventive services
- ▶ #1 reason for school absenteeism
- ▶ Gap: Referral Management System to link children to a dental home

Common Cause & Shared Goals

- ▶ State Oral Health Plan
 - Reduce tooth decay and untreated tooth decay
 - Increase dental sealant prevalence
- ▶ Moving CA Oral Health Forward Grant Program 2022-2027
 - Reduce racial and ethnic disparities in oral health among 3rd grade children by 50% by 2030
- ▶ Cal/AIM - 60% dental utilization rate for Medi-Cal eligible children
 - SFY 22 Baseline: 46%
- ▶ California Department of Education
 - Reducing California's high chronic absenteeism rates is a priority in the Local Control and Accountability Plan

Assessment

- ▶ Support for Local Health Jurisdiction - \$18 million/year
- ▶ Implement a school-linked/based dental programs in 4635 high-need elementary schools
- ▶ Procure an Electronic Referral Management System and link children to a source of dental care (dental home)
- ▶ Cal/AIM incentive payment to providers to establish a dental home- \$55/year and additional 75% of Schedule Maximum Allowance (SMA)

Recommendation: North Star

School Dental Program

Ages 3-9

Tooth
Brushing

(Early Care & Edu.
Programs)

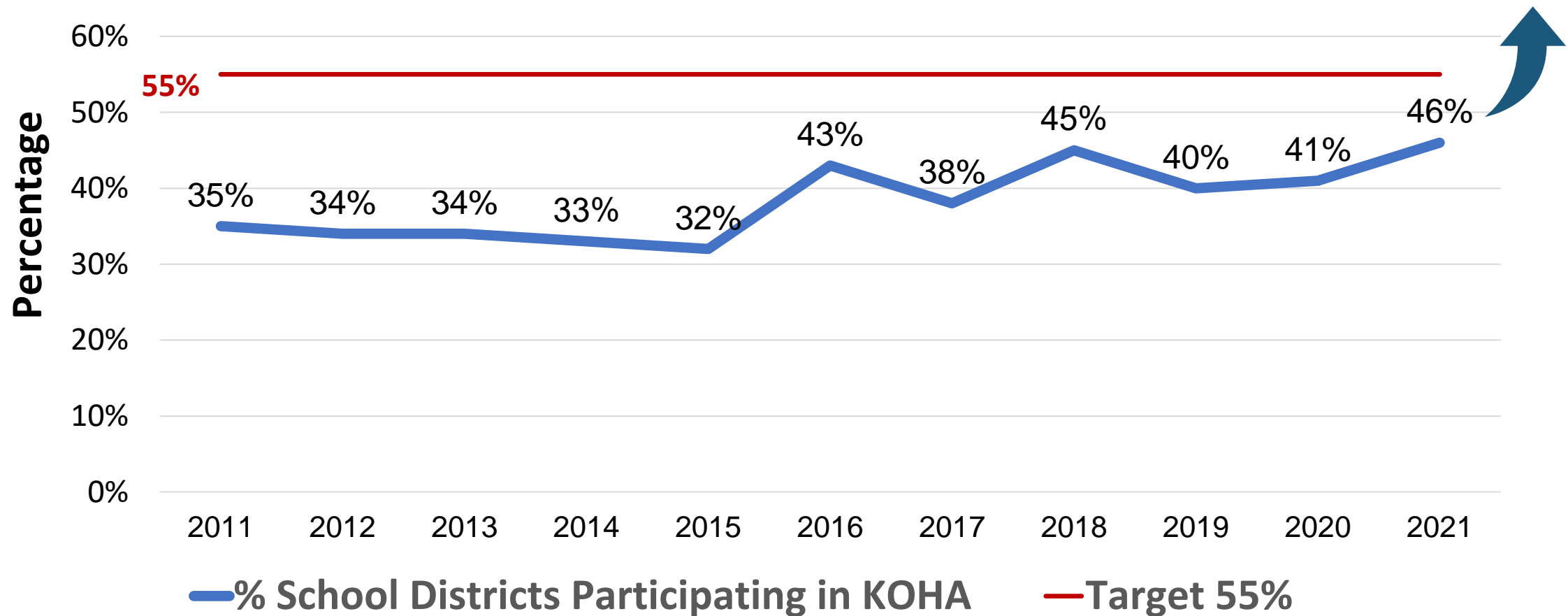
KOHA

3rd Grade
Screen &
Sealant

Dental Referral Management System

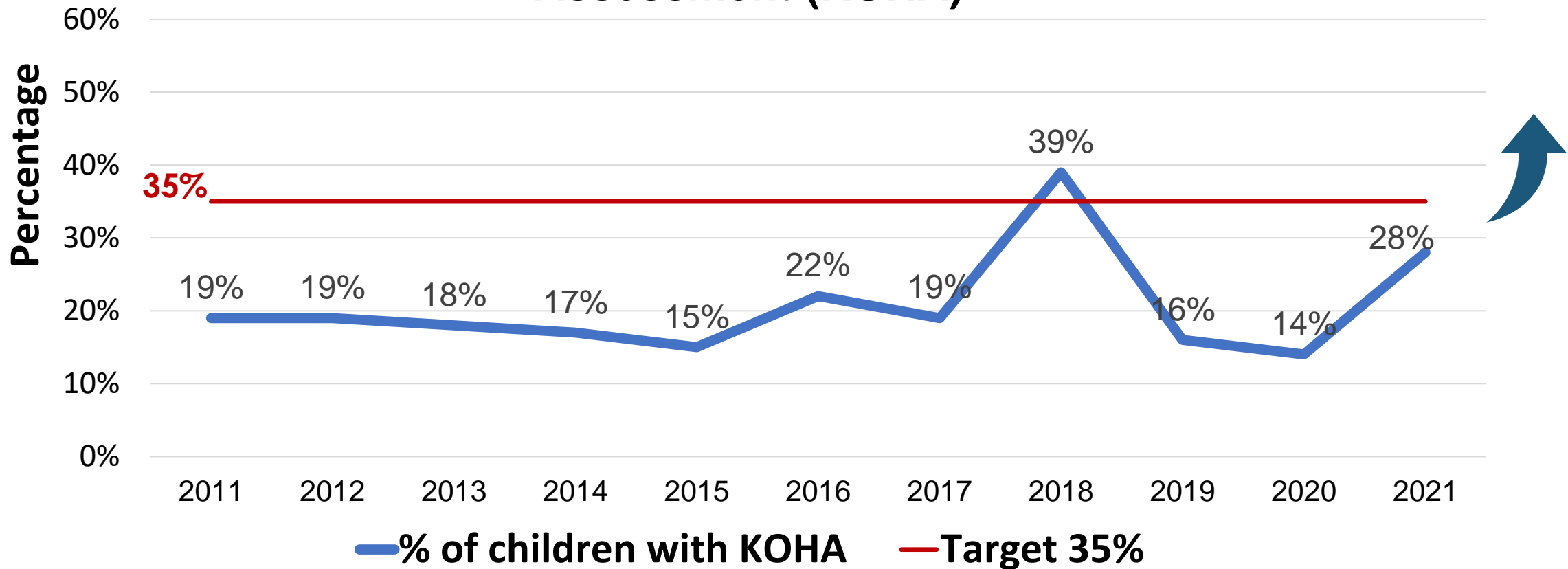
Kindergarten Oral Health Assessment

Percentage of School Districts Participating in KOHA




KOHA cont.

Percentage of Children with Kindergarten Oral Health Assessment (KOHA)




Results Based Accountability (RBA)

Cavity Free Children in California


- − **PR** **SOHP** Cavity free Children in California 
- + **PI** **Ind1** % of children with caries experience
- + **PI** **Ind2** % of Third graders with Caries experience
- + **PI** **Ind3** % of children with visible decay
- + **PI** **Ind4** % Third graders with untreated caries

RBA: School-linked/-based Dental Programs

CA Kindergarten Oral Health Assessment (KOHA)

- **S** **KOHA** CA Kindergarten Oral Health Assessment (KOHA) 
- + **PM** **SPK** % of CA school districts participating in KOHA
- + **PM** **OHA** % of CA children with KOHA

School Based or School Linked Sealant Programs

- **S** **SSP** School based or linked Sealant Programs 
- + **PM** **SLP** # of targeted schools participating in a school-linked program
- + **PM** **SP** # of targeted schools participating in Sealant Programs
- + **PM** **Seal** # of students who received sealants

Recommendations

- Create **cross-sector collaborations** to promote dental programs in 4635 eligible elementary schools
- State school **dental referral management system**: procure, provide training, and track performance
- Leverage Medicaid **Federal Financial Participation (FFP)**
- Explore ways to obtain **dental benefit coverage** information from parents
- Encourage SED **Local Control Funding Formula (LCFF)** to include KOHA activities

