



National Children's Oral Health Foundation®

...because every child deserves a healthy smile!

Community Oral Health Program Resources






As a resource provider, America's ToothFairy increases access to oral health care by supporting nonprofit clinics and community partners delivering education, prevention and treatment services for underserved children.






- Established in 2006
- Provide educational resources and dental supplies to support oral health services for nonprofit dental clinics, organizations, volunteer initiatives and community partners nationwide.
- Led by Board of Directors comprised of highly respected and dedicated leaders of national/international organizations, universities and corporations
- Educational materials guided by Scientific Advisory Board of academic and clinical leaders in dentistry and health





Increase
access to
dental care



Promote
overall health
and wellness



Increase
opportunities and
touchpoints to access
oral health education



AMERICA'S TOOTHFAIRY PROGRAMMING IN CALIFORNIA

- Over 650 stakeholders trained to educate their communities about oral health
- Awarded scholarships and support work-based program encouraging careers in dentistry
- Launched bi-lingual media campaign for National Dental Hygiene Month earning more than 6 million impressions on popular blogs, radio, online and television media outlets
- Provided critical training and educational materials to help the Los Angeles Unified School District meet the Kindergarten Oral Health Assessment Mandate
- Connected underserved families with dental clinics to optimize underutilized clinical facilities and improve access to care
- Mobilized high school, university, and college students as well as students in dental programs to aid in provision of oral health education and preventive services as appropriate



Orange County (OC) and Los Angeles County (LA)

COMMUNITY PARTNERSHIPS AND COLLABORATIVE RELATIONSHIPS

- Orange County Department of Education School Nurses/ School Readiness Nurses
- OC Head Start and Delegate Agencies
- NOC/ROP RDA Program/Students
- Pretend City Children's Museum
- Project Hope Alliance
- WTLC Shelter
- OC Big Brother Big Sister
- High School Inc. – Valley High School SA
- OC Girl Scout Council
- Santa Ana Unified School District Wellness Committee
- One OC
- OC Head Start Advisory Committee
- Concorde College Professional Advisory Committee
- OC Health Care Agency
- NUPAC – Nutrition Services
- Concorde Career College Dental Hygiene Program
- West Coast University Dental Hygiene Program
- University of California Long Beach – Pre dental students
- Cal State Fullerton – Pre dental
- Sierra College – Pre dental
- Newport/Mesa Assisteens
- Servite High School Club
- Yorba Linda High School Club
- Los Angeles Unified School District (LAUSD)
- LAUSD Oral Health Programs District Nurse
- LA Denti-Cal stakeholders
- Valley Care Community Consortium
- Child Care Resource Center
- Harbor-UCLA Pediatrics
- UCLA Early Head Start
- LA County Office of Education
- HOSA Chapters of Southern California
- Montebello Unified School District Head Start
- Volunteers of America of Greater Los Angeles
- California Pan-Ethnic Health Network
- California Oral Health Network
- LA Local Dental Project CSULA ECHO
- LAUSD Healthy Start Program
- Center for Oral Health
- Coach for Kids Cedars-Sinai
- Maternal and Child Health Access
- LA County Public Health Department
- Colgate Bright Smiles Bright Futures



CALIFORNIA NONPROFIT DENTAL CLINIC PARTNERS/RELATIONSHIPS

- Kids' Community Dental Clinic, Burbank
- Fresh Start Surgical Gifts, Carlsbad
- Ravenswood Family Health Center, East Palo Alto
- Tri City Health Center, Fremont
- Healthy Smiles Mobile Dental Foundation, Fresno
- Chabot Community College Dental Hygiene Program, Hayward
- San Gabriel Valley Foundation for Dental Health, La Puente
- Eisner Health, Los Angeles
- St. John's Well Child and Family, Los Angeles
- The Children's Dental Center, Los Angeles
- Via Care, Los Angeles
- Alta Med, Los Angeles
- Valley Community Clinic, North Hollywood
- Assistance League of Garden Grove Dental Health Center, Garden Grove
- Assistance League of Orange Dental Health Center, Orange
- Assistance League of Newport/Mesa, Cheri Harris Dental Health Center, Costa Mesa
- Assistance League of Santa Ana, Santa Ana
- Ayuda International, Anaheim
- Friends of Family Health Center, La Habra
- Healthy Smiles for Kids of Orange County, Garden Grove
- Vista Community Clinic: The Gary Center, La Habra
- Assistance League of San Bernadino, San Bernadino
- Geri Smiles Mobile Clinic, San Bernadino
- University of California San Francisco School of Dentistry





Development of partnerships and training for Los Angeles stakeholders made possible, in part, with support from



AVAILABLE RESOURCES

- Training for individuals or groups to deliver oral health education for the populations you serve



AVAILABLE RESOURCES

- Training for individuals or groups to deliver oral health education for the populations you serve
- **ToothFairy 101 Community Education Kit** for use in educating children, teens, adult caregivers, and pregnant mothers



AVAILABLE RESOURCES

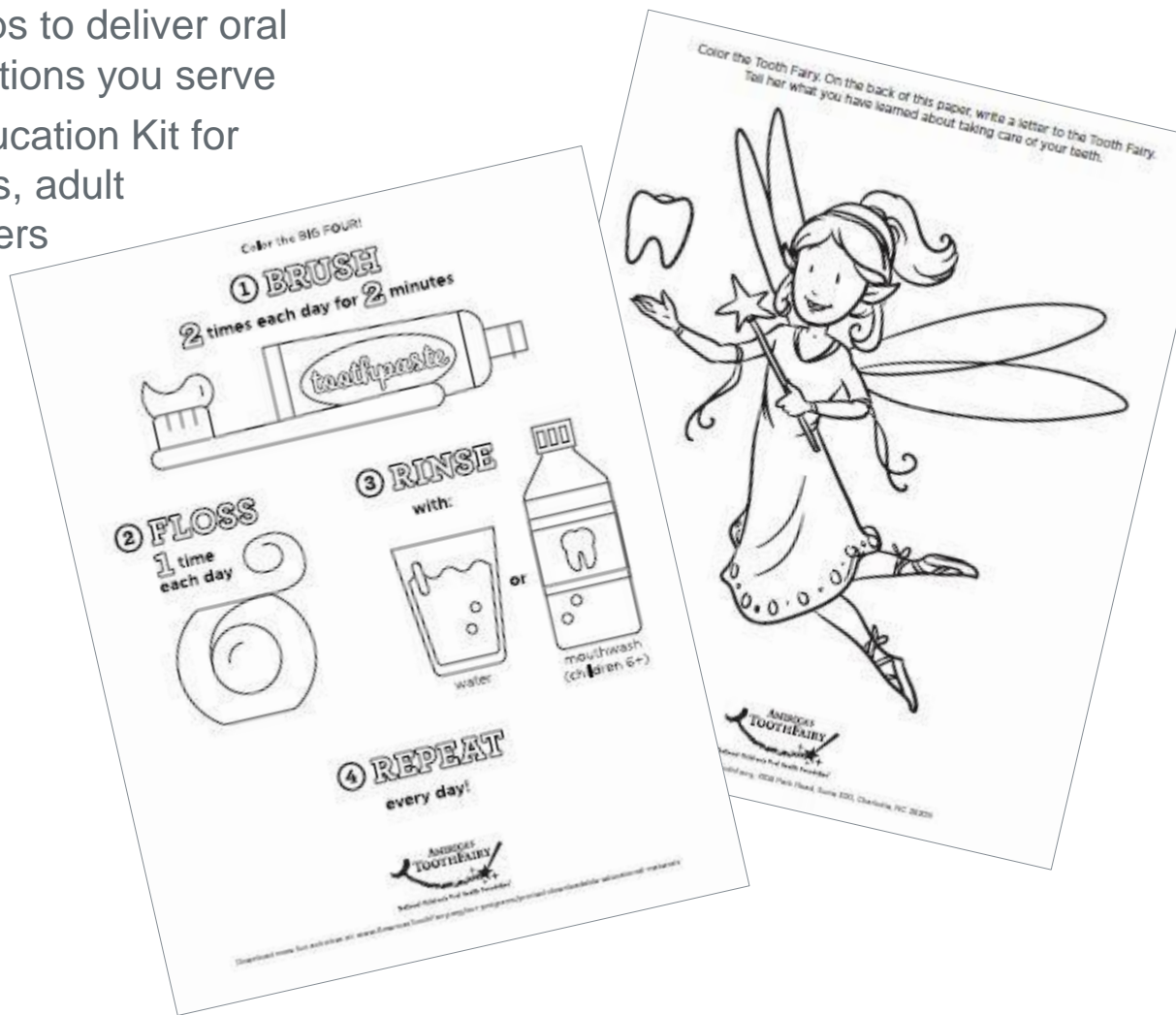
TOOTHFAIRY 101 COMMUNITY EDUCATION KITS

- Comprehensive, turnkey oral health curriculum
- Scripted lessons
- Easy-to-use; no dental background required
- Ideal teaching tool for pregnant women, caregivers, children and teens
- Independent evaluation of kit demonstrated increased oral health knowledge for children and adults exposed to these educational materials




AVAILABLE RESOURCES

- Training for individuals or groups to deliver oral health education for the populations you serve
- ToothFairy 101 Community Education Kit for use in educating children, teens, adult caregivers, and pregnant mothers
- **Coloring and activity books**



AVAILABLE RESOURCES

- Training for individuals or groups to deliver oral health education for the populations you serve
- ToothFairy 101 Community Education Kit for use in educating children, teens, adult caregivers, and pregnant mothers
- Coloring and activity books
- **Activity sheets and brushing charts**



AVAILABLE RESOURCES

- Training for individuals or groups to deliver oral health education for the populations you serve
- ToothFairy 101 Community Education Kit for use in educating children, teens, adult caregivers, and pregnant mothers
- Coloring and activity books
- Activity sheets and brushing charts
- **Oral care products**



AVAILABLE RESOURCES

- Training for individuals or groups to deliver oral health education for the populations you serve
- ToothFairy 101 Community Education Kit for use in educating children, teens, adult caregivers, and pregnant mothers
- Coloring and activity books
- Activity sheets and brushing charts
- Oral care products
- **Tips from the ToothFairy**



Oral Health Care Tips from the ToothFairy

Follow these simple tips to enjoy a healthy, pain-free smile every day of the year!

1. All children should visit the dentist before age one, and children with special needs may require earlier and more frequent appointments.
2. Invest in a new toothbrush at least every three months and after every illness to avoid lingering bacteria and germs.
3. Eat plenty of healthy, tooth-friendly snacks such as fruit, vegetables, cheese and yogurt. Avoid starchy and sticky snacks that can cling to teeth and cause decay.
4. Beginning at birth, clean infant gums with a damp cloth or soft toothbrush and warm water after each feeding and check your child's gums/teeth daily.
5. Avoid spreading harmful bacteria to babies by washing pacifiers in warm soapy water; never "clean" a pacifier or bottle nipple by placing it in your own mouth.
6. Children should use only playground equipment that is surrounded by a soft surface such as loose sand, wood mulch or specialized rubber mats to avoid dangerous dental trauma.
7. Ask your dentist or pediatrician if fluoride toothpaste, varnish, mouth rinses and supplements are recommended for your child.
8. If a permanent tooth is knocked loose due to dental trauma, push it back into the area or place it in milk and go immediately to a dental office.
9. Orthodontic appliances should be cleaned daily using a denture-cleansing bath and rinsed thoroughly before being reinserted into the mouth.
10. Check out products with xylitol as an alternative to sugar-laden sweets!
11. And, of course, brush and floss your teeth twice a day and visit your dentist once every six months! For children ages 6 and up, use a fluoride rinse.

www.AmericasToothFairy.org



AVAILABLE RESOURCES

- Training for individuals or groups to deliver oral health education for the populations you serve
- ToothFairy 101 Community Education Kit for use in educating children, teens, adult caregivers, and pregnant mothers
- Coloring and activity books
- Activity sheets and brushing charts
- Oral care products
- **Tips from the ToothFairy**
 - **Tips for Infant Oral Health Care**



The infographic is titled "Healthy moms KNOW for healthy babies to GROW she must keep her teeth CLEAN and the spaces BETWEEN". It features a yellow background with a white grid pattern and a smiling baby icon at the top and bottom. The text is in large, bold, teal letters. To the right, there is a section titled "Healthy BABY" with a cartoon baby illustration. The baby is wearing a yellow onesie with a duck on it. Lines point to the baby's cheeks and hands, and its mouth, with labels: "Clean cheeks and hands" and "Wipe lips, tongue and inside mouth". Below the baby, there are instructions for "Before feeding:" and "After feeding:". The "Before feeding:" section includes two icons: a hand being washed and a bottle being washed, with text: "Wash your hands and baby's hands" and "Wash bottles and feeding tubes". The "After feeding:" section includes one icon: a hand wiping a baby's face, with text: "Clean your baby with a soft cloth and warm water". At the bottom, there is a yellow circle with a star icon and text: "Even if your baby is tube feeding, wipe baby's mouth at least 2 times a day". To the right of this circle is a small icon of a dentist's office with text: "Take your baby to the dentist before their first birthday."

Healthy moms
KNOW
for healthy babies to
GROW
she must keep her teeth
CLEAN
and the spaces
BETWEEN

Healthy BABY

Before feeding:

- Wash your hands and baby's hands
- Wash bottles and feeding tubes

After feeding:

- Clean your baby with a soft cloth and warm water

Even if your baby is tube feeding, wipe baby's mouth at least **2** times a day

Clean cheeks and hands




Wipe lips, tongue and inside mouth

Take your baby to the dentist before their first birthday.



AVAILABLE RESOURCES

- Training for individuals or groups to deliver oral health education for the populations you serve
- ToothFairy 101 Community Education Kit for use in educating children, teens, adult caregivers, and pregnant mothers
- Coloring and activity books
- Activity sheets and brushing charts
- Oral care products
- **Tips from the ToothFairy**
 - Tips for Infant Care
 - Tips for Family

BABIES	TODDLERS	KIDS & TEENS	ADULTS
<p>Your oral health begins developing before you are even born. Follow these tips to get started right!</p> <p><i>less than 1 year</i></p> <p>When you keep your mouth healthy your baby will be healthier too.</p>	<p>Follow these tips to help children develop healthy habits to last throughout their life.</p> <p><i>1 to 5 years</i></p> <p>Demonstrate healthy oral habits—brush and floss together every day.</p>	<p>Keep up with regular dental visits! Guide older kids to make healthy food choices to carry through adulthood.</p> <p><i>6 to 18 years</i></p> <p>Introduce new oral health skills like daily flossing and use of fluoride rinse.</p>	<p>As teeth age extra precautions should be taken to avoid decay and tooth loss. Regular dental visits are essential!</p> <p><i>middle-age to seniors</i></p> <p>Aging teeth and gums need extra gentle care to avoid erosion and recession.</p>
<ul style="list-style-type: none"> Visit your dentist while you are pregnant. Caregivers can pass along germs that may cause cavities. Avoid passing germs that may infect your baby's teeth when they come in. Wash pacifiers in warm, soapy water—not with your mouth. Take your baby to the dentist when the first tooth appears or before their first birthday. Avoid putting your baby to bed with a bottle or sippy cup containing anything but water. 	<ul style="list-style-type: none"> Brush your child's teeth two times each day, especially before bedtime. Use a smear of fluoride toothpaste for children under age 2 and a pea-sized amount for children older than 2 years. Visit the dentist for a check up every six months. Prevent dental injuries by playing on playgrounds surrounded by a soft surface such as sand, mulch or rubber mats. Instead of sugar-sweetened drinks or juice, give your child water. Avoid starchy, sticky or sugary snacks. 	<ul style="list-style-type: none"> Post a calendar in the bathroom and reward kids with a gold star for each day of great oral care! Replace toothbrushes every three months and after every illness to avoid bacteria and germs. Clean orthodontic appliances daily using a denture-cleansing bath. Rinse well. Prevent dental injuries while playing sports by wearing a mouthguard. Drink water instead of sugary drinks and juice. 	<ul style="list-style-type: none"> Try an electric toothbrush with soft bristles for gentle cleaning. Arthritis can complicate flossing. Try pre-threaded flossers, tiny brushes or water flossers. Medications can cause dry mouth, increasing risk of decay. Ask your dentist about treatment. Stay hydrated by drinking water daily instead of sugary drinks and juice.
<p><i>feeding time</i></p> <ul style="list-style-type: none"> Before: Wash your hands, baby's hands, and bottles. After: Clean mouth, cheeks and hands with a soft cloth and water. <p>Once baby's first tooth erupts, use a small, soft toothbrush with a smear of fluoride toothpaste.</p>			



AVAILABLE RESOURCES

- Training for individuals or groups to deliver oral health education for the populations you serve
- ToothFairy 101 Community Education Kit for use in educating children, teens, adult caregivers, and pregnant mothers
- Coloring and activity books
- Activity sheets and brushing charts
- Oral care products
- Tips from the ToothFairy
- **Translated materials – Spanish**



Consejos para el Cuidado de la Salud Bucal de America's ToothFairy®

¡Siga estos simples pasos para disfrutar una sonrisa saludable y sin dolor todos los días del año!

1. Todos los niños deben visitar al dentista antes de cumplir el primer año de edad, y es posible que los niños que tienen necesidades especiales requieran citas más temprano y con más frecuencia.
2. Compre un cepillo dental al menos cada tres meses y después de cada enfermedad para evitar la prolongación de bacteria y gérmenes.
3. Coma bastante meriendas saludables que no dañen los dientes tales como fruta, verduras, queso y yogurt. Evite meriendas ricas en almidones y pegajosas que pueden pegarse a los dientes y causar caries.
4. Desde el nacimiento, limpie las encías a los bebés con un paño húmedo o con un cepillo suave y agua tibia luego de cada comida y revise las encías/dentadura de su niño diariamente.
5. Evite la propagación de bacteria dañina a los bebés lavando los chupetes en agua tibia con jabón; nunca "limpie" un chupete o la tetina del biberón con su boca.
6. Los niños sólo deben jugar en patios de recreo que estén rodeados de superficies suaves como arena suelta, mantillo de madera o tapetes de goma especiales para evitar peligrosos traumas dentales.
7. Pregúntele a su dentista o pediatra si es recomendable que su niño use pasta dental o barniz con fluoruro, enjuague bucal o suplementos.
8. Si se le afloja un diente permanente debido a algún trauma dental, regréselo a su lugar o póngalo en leche y vaya inmediatamente a la oficina de su dentista.
9. Los aparatos ortodóncicos deben ser limpiados diariamente utilizando un baño para limpiar dentaduras y enjuagados completamente antes de ser reintroducidos en la boca.
10. ¡Y, por supuesto, hay que cepillarse y usar hilo dental dos veces al día y visitar al dentista cada seis meses! Los niños de hasta 6 años en adelante deben usar un enjuague con fluoruro.

¡Visite www.AmericasToothfairy.org
para obtener buenos consejos y divertidas actividades
sobre la salud bucal para toda la familia!
800-559-9838



AVAILABLE RESOURCES

- Training for individuals or groups to deliver oral health education for the populations you serve
- ToothFairy 101 Community Education Kit for use in educating children, teens, adult caregivers, and pregnant mothers
- Coloring and activity books
- Activity sheets and brushing charts
- Oral care products
- Tips from the ToothFairy
- **Translated materials – Spanish, Korean**



ToothFairy가 소개하는 구강 건강 관리 팁

다음 간단한 팁을 실천하여 매일 통증 없이 건강하고 화사한 미소를 보여주세요!

1. 모든 아동은 1세 전에 치과 진료를 받아야 합니다. 장애가 있는 아동은 더 일찍, 더 자주 치과 진료를 받아야 할 수도 있습니다.
2. 적어도 3개월마다 또한 질병을 앓은 후에는 새 칫솔을 사용하여 남아 있는 박테리아 및 병원균으로 인한 위험을 방지하세요.
3. 과일, 채소, 치즈, 요구르트 등, 치아에 좋은 건강한 간식을 즐기세요. 녹말 성분이 있거나 끈적거리는 간식은 치아에 달라붙어 부식을 일으킬 수 있으므로 피하세요.
4. 신생아는 수유 후 젖은 천 또는 부드러운 칫솔과 미온수를 사용하여 잇몸을 닦아 주고 매일 아기의 잇몸과 치아를 살펴보세요.
5. 유해한 박테리아가 아기에게 전파되지 않도록 고무 젓꼭지는 따뜻한 비눗물에 씻으세요. 고무 젓꼭지나 젓병 꼭지를 본인의 입 안에 넣어 “뒤아내서” 안 됩니다.
6. 어린이의 치과 외상 위험을 방지하기 위해 부드러운 모래 놀이터, 나무를 파헤쳐서 만든 우드 멀치, 특수 고무 매트 등, 바닥이 폭신한 놀이터에 있는 놀이기구에서 놀도록 하세요.
7. 치과 의사 또는 소아과 의사에게 아이가 불소 치약, 바니시, 구강 청결제, 보충제를 사용하는 게 좋을지 물어보세요.
8. 치과 외상 때문에 영구 치아가 뽑힌 경우 제 위치에 밀어 넣거나 우유에 담아 즉시 치과로 가져 가세요.
9. 교정 장치는 매일 의치세정제를 사용하여 세척하고 깨끗이 행군 다음 착용하세요.
10. 설탕을 많이 함유한 과자 대신 자일리톨이 든 제품을 이용하세요!
11. 물론 하루에 2번 칫솔과 치실을 사용하여 이를 닦고 6개월마다 치과 진료를 받으세요! 6세 이상의 어린이에게는 불소 함유 구강 청정제를 사용하세요.

www.AmericasToothFairy.org



AVAILABLE RESOURCES

- Training for individuals or groups to deliver oral health education for the populations you serve
- ToothFairy 101 Community Education Kit for use in educating children, teens, adult caregivers, and pregnant mothers
- Coloring and activity books
- Activity sheets and brushing charts
- Oral care products
- Tips from the ToothFairy
- **Translated materials – Spanish, Korean, Chinese**

您知道嗎？

蛀牙可能會給孩子帶來嚴重後果：引起劇痛，導致孩子難以吞食和睡覺，在學校也無法集中注意力。如不進行治療，蛀牙可能導致終身健康問題。

America's ToothFairy，即全美兒童口腔衛生基金會，在此竭誠為您提供幫助！America's ToothFairy 致力於預防和杜絕兒童嚴重蛀牙，以社區為基礎，提供計劃和綜合資源，進行教育、預防和治療服務。

作為強調口腔衛生重要性的教育家、疾病的預防家以及兒童的保護能手，America's ToothFairy 早在胎兒階段就開始支持口腔衛生教育和護理的推廣。



America's ToothFairy 簡單小貼士，助您綻放健康燦爛的笑容！

胎兒及嬰兒

從妊娠第四週開始，寶寶的牙齒就開始形成。因此，照顧好寶寶的牙齒和牙齦，就成為了準媽媽們的責任。準媽媽們的口腔衛生狀況不好，可能會給寶寶帶來長期的隱患。

準媽媽們：

給您的寶寶一個健康的人生起點！

- 多吃水果、蔬菜、奶酪和酸奶等健康食物。
- 只在正餐吃少量含糖食品。
- 進行專業的洗牙和檢查。
- 每天刷兩次牙，用牙線清潔，並使用含氟漱口水！

在寶寶出生後.....

- 在每次哺乳後，用濕布清潔寶寶的牙齦，或用軟刷和溫水進行清潔。
- 不要讓寶寶在床上吸吮除水以外的任何飲品。
- 用溫熱的肥皂水清洗奶嘴。不要把奶嘴放進自己嘴裡進行「清潔」，導致蛀牙的細菌可能因此傳染給您的寶寶。
- 在寶寶長出第一顆牙或至少在寶寶一週歲時，約診牙醫師。

1-5 歲

- 每天清潔寶寶的牙齒兩次，尤其是在寶寶睡覺前。在寶寶 2 歲前，給寶寶使用一小抹含氟牙膏；寶齊滿 2 歲後，則可以給寶寶使用豌豆粒大小的含氟牙膏。



- 讓寶寶多吃水果、蔬菜、奶酪和酸奶等健康食物。少吃澱粉類和黏牙的零食。
- 只在正餐吃少量含糖飲料。
- 每半年看一次牙醫師。
- 為避免牙外傷，建議讓孩子在較軟的遊樂場上玩耍，如沙盒、木質地膜或橡膠墊等。



AVAILABLE RESOURCES


- Training for individuals or groups to deliver oral health education for the populations you serve
- ToothFairy 101 Community Education Kit for use in educating children, teens, adult caregivers, and pregnant mothers
- Coloring and activity books
- Activity sheets and brushing charts
- Oral care products
- Tips from the ToothFairy
- **Translated materials – Spanish, Korean, Chinese, Canadian French, Hmong, Arabic, Marshallese, Somali Vietnamese**
 - Materials can be translated in a wide array of languages upon request



AVAILABLE RESOURCES

- Training for individuals or groups to deliver oral health education for the populations you serve
- ToothFairy 101 Community Education Kit for use in educating children, teens, adult caregivers, and pregnant mothers
- Coloring and activity books
- Activity sheets and brushing charts
- Oral care products
- Tips from the ToothFairy
- Translated materials – Spanish, Korean, Chinese, Canadian French, Hmong, Arabic, Marshallese, Somali, Vietnamese
 - Materials can be translated in a wide array of languages upon request
- **Pre/Post tests (also available in Spanish)**
 - **For elementary, middle school, high school and adult learning levels**

ToothFairy 101 Community Education Kit
Pre-Test for Early Elementary Students (Pre-K – 3rd grade)



TOOTHFAIRY 101
National Children's Oral Health Foundation®

Directions: Choose one correct answer and circle it.

Date: _____

1. How many times a day should you brush your teeth?

1

A. One

2

B. Two

2. How many minutes should you brush your teeth?


1

A. One


2

B. Two

3. How much toothpaste should you use?




A. Full Brush




B. Pea Size

4. How often should you floss your teeth?




A. Once a day




B. Once a week

5. How often should you go to the dentist?



A. Once a year



B. Twice a year

Provide the following information:

First Name: _____

Last Initial: _____ State: _____


If administered in a school, provide school name: _____

Circle Age:
 4 5 6 7 8 9 10


Circle Ethnicity/Race:
 Asian
 Caucasian/White
 African-American/Black
 Hispanic/Latino
 Alaska Native/American Indian
 Other: _____

Circle Grade:
 Pre-K Kindergarten
 1st 2nd 3rd

6. Which of these foods is a tooth-friendly snack?



A. Apples, carrots, and water



B. Lollipop, ice cream, and soda

7. Should you always wash your hands before eating?

YES

NO

America's ToothFairy: National Children's Oral Health Foundation®



AVAILABLE RESOURCES

- Training for individuals or groups to deliver oral health education for the populations you serve
- ToothFairy 101 Community Education Kit for use in educating children, teens, adult caregivers, and pregnant mothers
- Coloring and activity books
- Activity sheets and brushing charts
- Oral care products
- Tips from the ToothFairy
- Translated materials – Spanish, Korean, Chinese, Canadian French, Hmong, Arabic, Marshallese, Somali Vietnamese
 - Materials can be translated in a wide array of languages upon request
- **Pre/Post tests**
 - **For elementary, middle school, high school and adult learning levels**

ToothFairy 101 Community Education Kit Parent & Adult Pre-Lesson Questions



Directions: Choose one correct answer and circle it.

Date _____

1. Should each member of a family have his/her own toothbrush?
 - a. Yes
 - b. No
2. How often should children brush their teeth?
 - a. Once a day
 - b. Twice a day
3. How long should children brush their teeth?
 - a. One minute
 - b. Two minutes
4. How often should children floss their teeth?
 - a. Daily
 - b. Once per week
5. How much toothpaste should your child use?
 - a. Pea-size amount
 - b. Grape-size amount
6. How often should children see a dentist?
 - a. Once a year for a check-up
 - b. Twice a year for a check-up
7. Decayed teeth in a child's mouth can lead to:
 - a. Infections
 - b. Malnourishment
 - c. Sleepless nights
 - d. Low self-esteem/self-confidence
 - e. Death
 - f. All of the above
8. I agree going to the dentist is as important as going to the doctor.
 - a. Strongly Disagree
 - b. Disagree
 - c. Neutral
 - d. Agree
 - e. Strongly Agree
9. I agree my dental health can directly impact the health of my child's mouth.
 - a. Strongly Disagree
 - b. Disagree
 - c. Neutral
 - d. Agree
 - e. Strongly Agree
10. I know how to teach my child to brush and floss his/her teeth.
 - a. True
 - b. False
11. Germs, which cause tooth decay, cannot be passed between family members.
 - a. True
 - b. False

Provide the following information:

First Name: _____

Last Initial: _____ State: _____

Role: Parent Caregiver Other

Gender:

Female

Male

Other: _____

Circle Ethnicity/Race:

Asian

Caucasian/White

African-American/Black

Hispanic/Latino


Alaska Native/American Indian

Other: _____



AVAILABLE RESOURCES

- Training for individuals or groups to deliver oral health education for the populations you serve
- ToothFairy 101 Community Education Kit for use in educating children, teens, adult caregivers, and pregnant mothers
- Coloring and activity books
- Activity sheets and brushing charts
- Oral care products
- Tips from the ToothFairy
- Translated materials – Spanish, Korean, Chinese, Canadian French, Hmong, Arabic, Marshallese, Somali Vietnamese
 - Materials can be translated in a wide array of languages upon request
- Pre/Post tests
- **Smile Drive Program**



DONATE HERE!

Every child deserves a healthy smile,
yet some don't own a simple toothbrush.

Thank you for donating new toothbrushes, toothpaste, dental floss or rinse
so every child in our community and across America can have the basic tools
needed for daily oral health!

For more information visit SmileDrive.org.

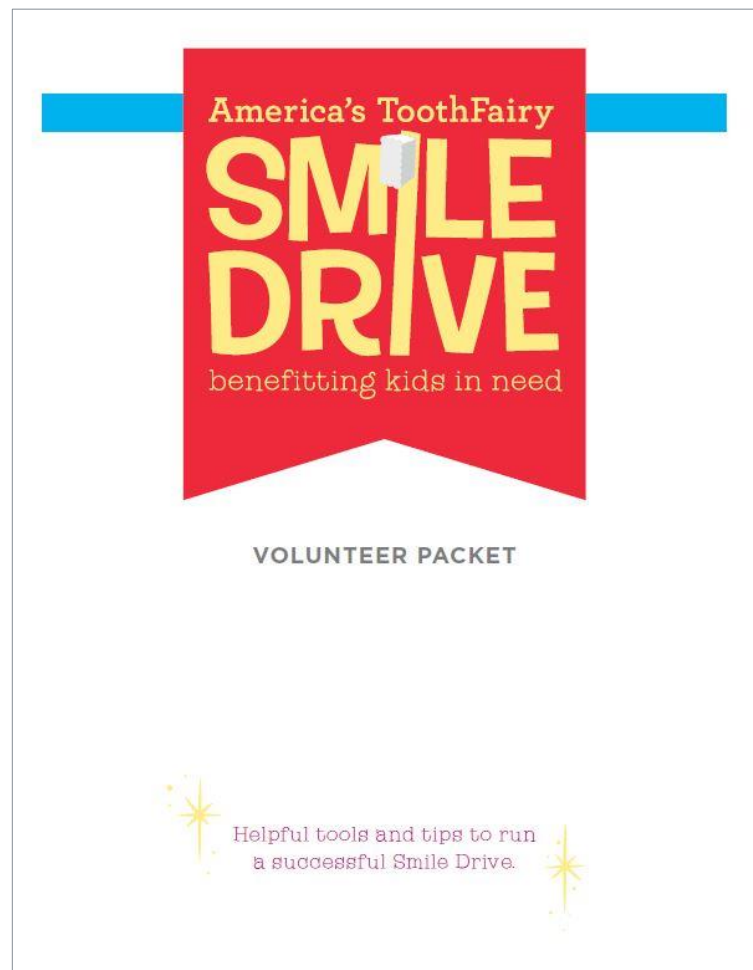
A PROGRAM OF AMERICA'S TOOTHFAIRY



AVAILABLE RESOURCES

Smile Drive Program

- Volunteer Toolkit provides everything needed
- Accessible on www.AmericasToothFairy.org website
- Great way to engage your community in supporting the services you deliver
- Build relationships with local businesses, service groups and organizations
- Raise oral health awareness in your community
- Community participants collect oral care products for your organization/agency – BUDGET RELIEF



AVAILABLE RESOURCES

Smile Drive Program

- Volunteer Toolkit provides everything needed
- Accessible on www.AmericasToothFairy.org website
- Great way to engage your community in supporting the services you deliver
- Build relationships with local businesses, service groups and organizations
- Raise oral health awareness in your community
- Community participants collect oral care products for your organization/agency – BUDGET RELIEF



AVAILABLE RESOURCES

Smile Drive Program

- Volunteer Toolkit provides everything needed
- Accessible on www.AmericasToothFairy.org website
- Great way to engage your community in supporting the services you deliver
- Build relationships with local businesses, service groups and organizations
- Raise oral health awareness in your community
- Community participants collect oral care products for your organization/agency – BUDGET RELIEF



AVAILABLE RESOURCES

Smile Drive Program

- Volunteer Toolkit provides everything needed
- Accessible on www.AmericasToothFairy.org website
- Great way to engage your community in supporting the services you deliver
- Build relationships with local businesses, service groups and organizations
- Raise oral health awareness in your community
- Community participants collect oral care products for your organization/agency – BUDGET RELIEF



AVAILABLE RESOURCES

Smile Drive Program

- Volunteer Toolkit provides everything needed
- Accessible on www.AmericasToothFairy.org website
- Great way to engage your community in supporting the services you deliver
- Build relationships with local businesses, service groups and organizations
- Raise oral health awareness in your community
- Community participants collect oral care products for your organization/agency – BUDGET RELIEF



AVAILABLE RESOURCES

Smile Drive Program

- Volunteer Toolkit provides everything needed
- Accessible on www.AmericasToothFairy.org website
- Great way to engage your community in supporting the services you deliver
- Build relationships with local businesses, service groups and organizations
- Raise oral health awareness in your community
- Community participants collect oral care products for your organization/agency – BUDGET RELIEF



“We were excited to participate in the Smile Drive. Thanks for allowing us to be a part of it. My employees really enjoyed it!”

Misty Williams Vernon, District Manager D485, Dollar General



AVAILABLE RESOURCES

Smile Drive Program

- Volunteer Toolkit provides everything needed
- Accessible on www.AmericasToothFairy.org website
- Great way to engage your community in supporting the services you deliver
- Build relationships with local businesses, service groups and organizations
- Raise oral health awareness in your community
- Community participants collect oral care products for your organization/agency – BUDGET RELIEF



AVAILABLE RESOURCES

Smile Drive Program

- Volunteer Toolkit provides everything needed
- Accessible on www.AmericasToothFairy.org website
- Great way to engage your community in supporting the services you deliver
- Build relationships with local businesses, service groups and organizations
- Raise oral health awareness in your community
- Community participants collect oral care products for your organization/agency – BUDGET RELIEF



“...Through our Future Medical Professionals group, we conduct a Smile Drive every year!”

Brooke Larson, Future Medical Professionals



DENTAL HYGIENE CLINIC



HELP GIVE A CHILD A SHINY SMILE!
*Please donate to the
Smile Drive program!

Be a smile fairy
Donate oral care products
for less than \$10 each!
Be a TOOTH FAIRY
SMILE DRIVE
BOX
Oral-B
Dental Care Group

SMALL (92396)

AVAILABLE RESOURCES

- Training for individuals or groups to deliver oral health education for the populations you serve
- ToothFairy 101 Community Education Kit for use in educating children, teens, adult caregivers, and pregnant mothers
- Coloring and activity books
- Activity sheets and brushing charts
- Oral care products
- Tips from the ToothFairy
- Translated materials – Spanish, Korean, Chinese, Canadian French, Hmong, Arabic, Marshallese, Somali Vietnamese
 - Materials can be translated in a wide array of languages upon request
- Pre/post tests
- Smile Drive Program
- **Scout Patch Program**



AVAILABLE RESOURCES

Scout Patch Program

- Scouts of all ages can participate
- Program engages youth in raising awareness and promoting positive oral health behaviors



“The girls worked hard to complete the Oral Health Action Hero Patch Program, and we are very proud of them. Please continue this program! We would like to do it with our younger troop members next year!”

Jamie Fulkerson, Hawaii Girl Scout Council



AVAILABLE RESOURCES

Scout Patch Program

- Scouts of all ages can participate
- Program engages youth in raising awareness and promoting positive oral health behaviors
- Program includes holding Smile Drives, which can benefit your community outreach efforts and service delivery



“The girls worked hard to complete the Oral Health Action Hero Patch Program, and we are very proud of them. Please continue this program! We would like to do it with our younger troop members next year!”

Jamie Fulkerson, Hawaii Girl Scout Council



AVAILABLE RESOURCES

Scout Patch Program

- Scouts of all ages can participate
- Program engages youth in raising awareness and promoting positive oral health behaviors
- Program includes holding Smile Drives, which can benefit your community outreach efforts and service delivery
- Patches available in quantities of 100
- \$300 – 100 Scout patches/participants in program



“The girls worked hard to complete the Oral Health Action Hero Patch Program, and we are very proud of them. Please continue this program! We would like to do it with our younger troop members next year!”

Jamie Fulkerson, Hawaii Girl Scout Council



RESOURCE PACKAGES


CUSTOM IN-PERSON TRAINING PACKAGE

(available in English and Spanish)

Oral Health “Train the Trainer” Module

\$5,000 per County/DOH/Specified Location

- Adheres to a Train the Trainer model to equip health professionals, volunteers, students and community stakeholders to educate the populations they serve about oral health
- Model has been successfully implemented throughout the country, including southern California
- Over 650 stakeholders have been trained in southern California
- Typical trainings last 2 hours and can be modified to suit the needs of the participating individuals/agencies or organizations



RESOURCE PACKAGES

CUSTOM IN-PERSON TRAINING PACKAGE

(available in English and Spanish)

Oral Health “Train the Trainer” Module

\$5,000 per County/DOH/Specified Location

Package includes:

- 2 hour onsite training in English or Spanish for large or small groups
- 5 ToothFairy 101 Community Education Kits
- Handouts for 100 attendees
- Printed package of 5 core lessons for trainers
- Access to monthly webinars for attendees on usage of America’s ToothFairy resources and programs to educate/engage your community
- Access to the Smile Drive Toolkit for trainers and attendees



RESOURCE PACKAGES

TOOTHFAIRY 101 COMMUNITY EDUCATION KITS

Package includes magnetic board, magnets, giant toothbrush, tips from the ToothFairy, and access to scripted lessons, activity sheets and pre/post tests

- \$2,000 – 20 kits shipped to one specified location
- \$5,000 – 50 kits shipped to one specified location
- \$10,000 – 100 kits shipped to one specified location



RESOURCE PACKAGES

RESOURCE PACKAGE A - \$5,000

(for 1,000 children)

Package A includes:

- 500 Coloring and activity books – Pre K – 2nd grade
- 500 Coloring and activity books – 3rd-5th grade
- 1,000 Tips for the ToothFairy (single side, English only)
- 1,000 Tooth brushing charts
- 1,000 Oral care kits
- 100 HERO (Health, Education, Resources and Outreach) Program Guides
- 3 Posters (Basic Oral Health Tips, Connection to Overall Health and Smile Drive “Donate Here”)
- 1 ToothFairy 101 Community Education Kit
- Access to online portal with scripted lessons, activity sheets and pre/post tests
- Technical assistance by phone/email
- Access to monthly calls/webinars on use of materials
- Shipping to one specified location/DOH



RESOURCE PACKAGES

RESOURCE PACKAGE B - \$10,000

(for 2,000 children)

Package B includes:

- 1,000 Coloring and activity books – Pre K – 2nd grade
- 1,000 Coloring and activity books – 3rd-5th grade
- 2,000 Tips for the Tooth Fairy (single side, English only)
- 2,000 Tooth brushing charts
- 2,000 Oral care kits
- 200 HERO (Health, Education, Resources and Outreach) Program Guides
- 3 Posters (Basic Oral Health Tips, Connection to Overall Health and Smile Drive “Donate Here”)
- 3 Tooth Fairy 101 Community Education Kits
- Access to online portal with scripted lessons, activity sheets and pre/post tests
- Technical assistance by phone/email
- Access to monthly calls/webinars on use of materials
- Shipping to one specified location/DOH



RESOURCE PACKAGES

EARLY INTERVENTION KITS FOR PREGNANT MOTHERS AND INFANT CAREGIVERS - \$5,000

These resources are specifically designed to educate pregnant mothers and infant caregivers about infant oral health care, encourage a dental visit by age one and reinforce the important role baby teeth play in a child's development.

Package includes 500 kits containing:

- Infant toothbrush
- Adult toothbrush for mother/caregivers
- Washcloth for wiping out baby's mouth
- Dry-erase magnet with tips and appointment reminder for mother and baby
- Printed educational pamphlet with oral health tips for mother and baby



RESOURCE PACKAGES

TRANSLATION OF MATERIALS

These resources can be translated into a wide array of languages. Fee shown covers translation only.

- Oral care tips from the ToothFairy - \$500
 - Currently available in English, Spanish, Arabic, Canadian French, Hmong, Korean, Marshallese, Somali, and Vietnamese
- Tooth brushing charts - \$500
- Oral care tips trifold – will provide quote upon request
 - Currently available in English, Spanish, and Chinese
- 5 core lessons – will provide quote upon request
- Dry-erase magnet with tips and appointment reminder for mother and baby - \$500
- Printed educational pamphlet with oral health tips for mother and baby
- Coloring and activity book – will provide quote upon request



RESOURCE PACKAGES

TO ORDER RESOURCES

- EMAIL PROGRAMS@NCOHF.ORG WITH YOUR QUESTIONS
- Orders must be placed by **November 30, 2018** to receive by February 1, 2019
- Orders will be filled on a first come, first serve basis until supplies last (i.e. Community Education Kits)
- Already know what you want? Then visit:
<https://www.cognitofrms.com/AmericasToothFairy1/AmericasToothFairyResourcePackages>

Resources and packages are subject to change at the discretion of America's ToothFairy.



ORDER FORM

America's ToothFairy Resource Packages

The resource package options below include materials designed to create and support educational opportunities in a clinical setting, during community outreach and in the home. Select your desired resources. Upon review, an invoice will be generated and sent to the email address provided.

1 Page 1 2 Page 2

Location Name

Main Contact

Title	First	Last	Suffix	Position
<input type="text"/>	<input type="text"/>	<input type="text"/>	<input type="text"/>	<input type="text"/>

Shipping Address (No P.O. Boxes)

City	State	Zip Code
<input type="text"/>	<input type="text"/>	<input type="text"/>

Phone

Email



ORDER FORM

America's ToothFairy Resource Packages

The resource package options below include materials designed to create and support educational opportunities in a clinical setting, during community outreach and in the home. Select your desired resources. Upon review, an invoice will be generated and sent to the email address provided.

① Page 1 ② Page 2

- Resource Package - A (This kit contains educational resources and oral care products for 1,000 children)
- Resource Package - B (This kit contains educational resources and oral care products for 2,000 children)
- Early Intervention Kits for Pregnant Mothers and Infant Caregivers

ToothFairy 101 Community Education Kits

- 20 Kits
- 50 Kits
- 100 Kits

Translation of Materials

- Oral Care Tips
- Tooth Brushing Charts
- Oral Care Tips Trifold
- 5 Core Lessons
- Oral Care Tips Dry Erase Refrigerator Magnet
- Educational Coloring and Activity Book

If translation is needed, please indicate language(s).

Please share any additional needs.

Back

Submit





THANK YOU!

PROGRAMS@NCOHF.ORG

To order your resources, visit:

<https://www.cognitofirms.com/AmericasToothFairy1/AmericasToothFairyResourcePackages>

www.AmericasToothFairy.org

www.ncohf.org

