



KOHA in Los Angeles County

Abrey Daniel, D.D.S.

Lin Chan, D.D.S

Los Angeles County Department of Public Health,
Oral Health Program

Funded by the CDPH under Contract # 22-10173



Kindergarten Children in LAC's Public Schools Overview



103,660

**The number of
children in kindergarten**



1,237

**The number of schools
with kindergarten children**

2022-2023 enrollment data for non-virtual public schools - excludes schools in Long Beach and Pasadena

**How will we
improve KOHA
compliance in so
many schools?**



Prioritize the children at the highest risk for dental disease
(based on the Smile Survey 2020 findings)

SCOHR and Priority Schools (22-23)

Out of 955 priority schools with at least 50% Free and Reduced Lunch eligibility, these figures illustrate KOHA assessment data submissions for the 2022–2023 school year.



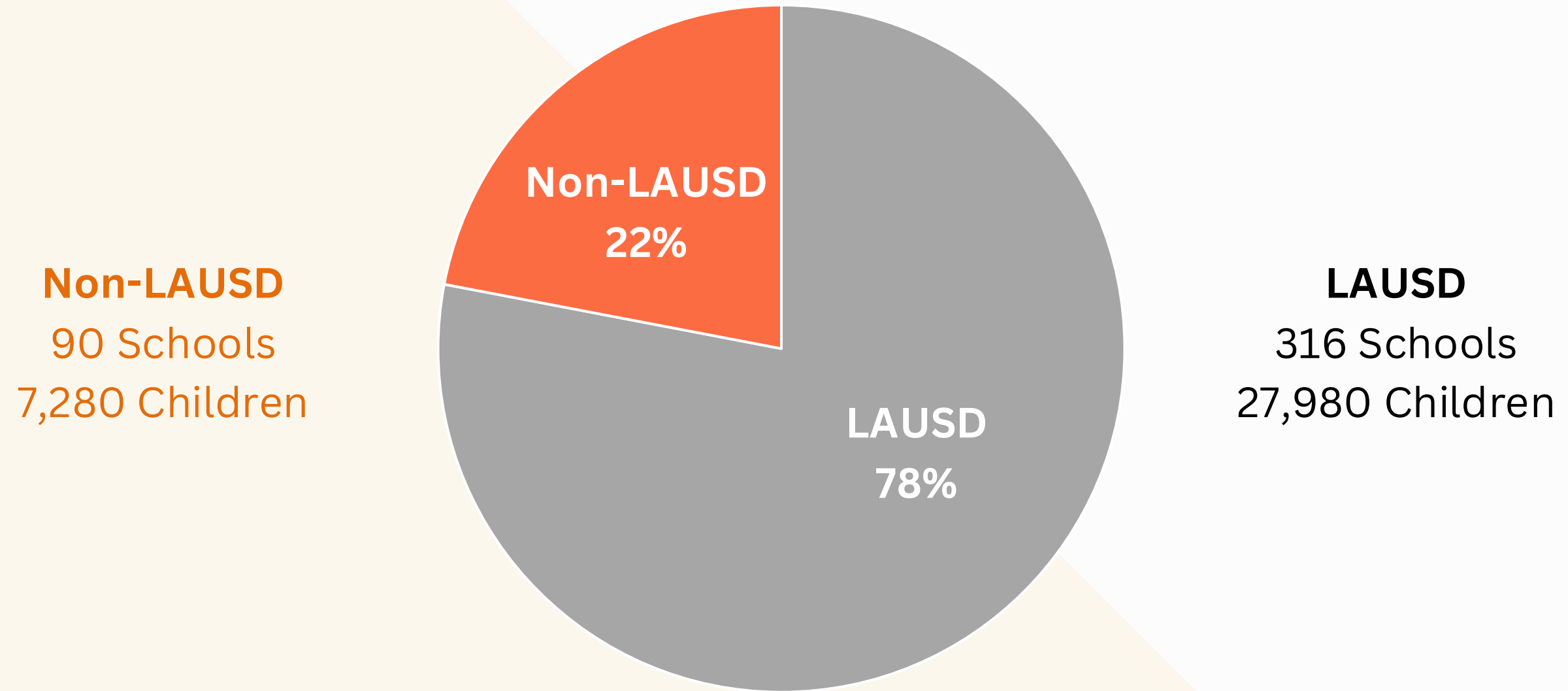
Total Priority Schools: 955

**Schools Submitting to SCOHR: 664
(69.5%)**

Eligible Students: 72,076

**Students with Proof of
Assessment: 15,409 (21.4%)**


Kindergarten Enrollment in Schools with $\geq 90\%$ FRL



2022-2023 enrollment data for non-virtual public schools - excludes schools in Long Beach and Pasadena



Leveraging 2022-2023 KOHA Data to Support Priority Schools



- Targeted District Outreach
Conducted strategic outreach to school districts identified as having priority schools

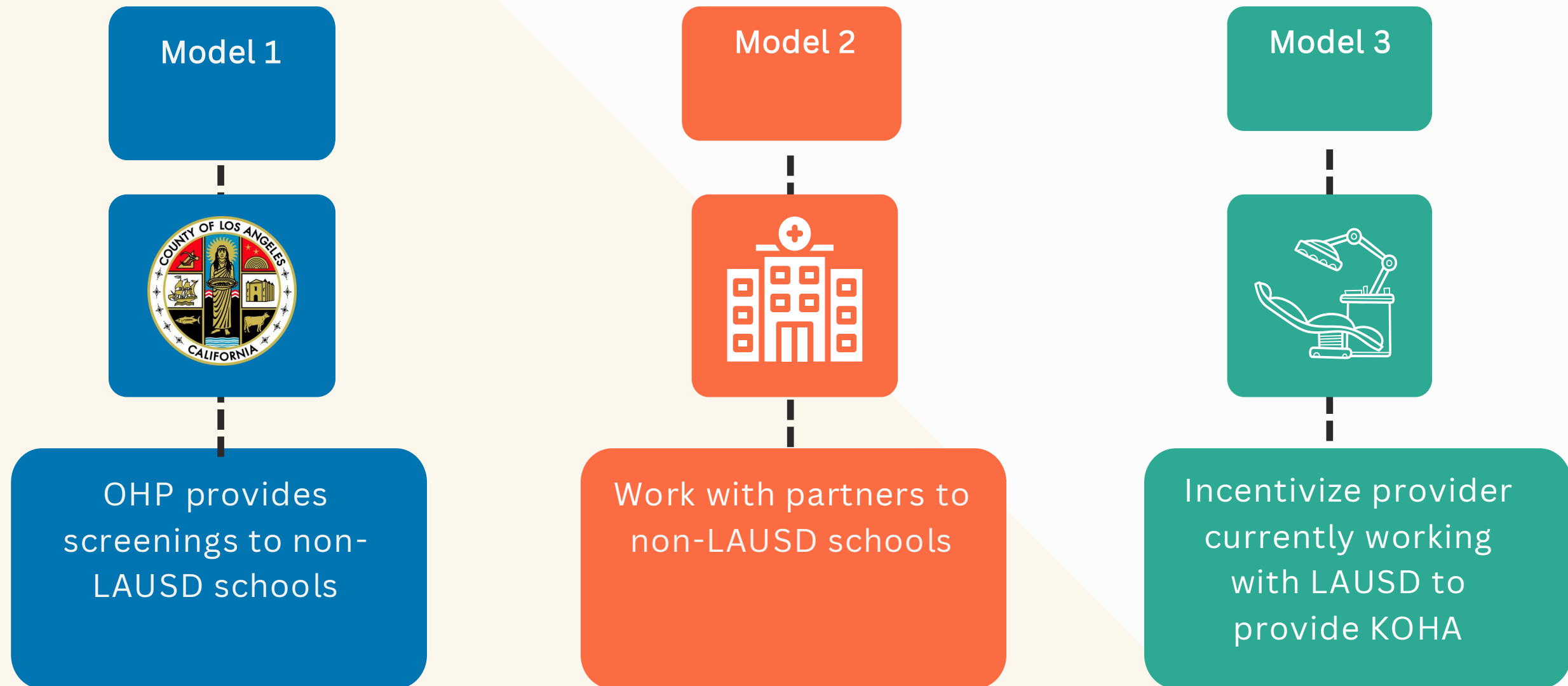


- Technical Assistance
Offered to establish Memoranda of Understanding or assistance with SCOHR entry with school districts to provide consistent support delivery.



- Onsite Health Screenings
Provided opportunities for onsite KOHA screenings to support improve POAs and oral health outcomes.

Implementation: Three Models



Model 1: OHP Team Implementation Process



Presented to about 100 LAC Office of Education staff



Established MOUs with 13 school districts



Worked with school nurses to schedule screenings



Trained OHP staff on project goals & individual roles

Model 1: Screening Process



ORDERED SUPPLIES

PPE
Screening Supplies
Forms
Incentives



DEVELOPED FORMS

Provider Labels
Dental Report Card
Referral Forms



CREATED REFERRAL NETWORK

Called 70 Offices
Created Referral List



SCHEDULED OH SCREENINGS

Create Scheduling System
Contact Schools
Set Date/Time



SCREENED & FOLLOWED-UP

Screen Students
Complete KOHA Form
Identify Urgent Needs
Follow-up with Nurse

Post-Screening Email Summary Sent to School Districts



After all oral health screenings are completed, school districts receive a summary email containing key data.



of Schools

Total Eligible Students

Total Students Screened

of Absences

of Opt Outs

of Urgent Cases

of Students with Visible Decay

of Students with Visible Decay and/or Presence of Dental Fillings

Data collected helps us track urgent cases and work with the schools to provide linkages to care

SCOHR and Priority Schools (23-24)

Out of 955 priority schools with at least 50% Free and Reduced Lunch eligibility, these figures illustrate KOHA assessment data submissions for the 2023–2024 school year.



Total Priority Schools: 955

**Schools Submitting to SCOHR: 692
(72%)**

Eligible Students: 68,997

**Students with Proof of
Assessment: 19,330 (28%)**

SCOHR and Priority Schools (24-25)

Out of 989 priority schools with at least 50% Free and Reduced Lunch eligibility, these figures illustrate KOHA assessment data submissions for the 2024–2025 school year.




Total Priority Schools: 989

**Schools Submitting to SCOHR: 771
(78%)**

Eligible Students: 78,005

**Students with Proof of
Assessment: 32,220 (41%)**



THANK YOU

